

# Smart

NEW EDITION

# Phonics

Student Book Short Vowels

# 2



cat  
pan  
sun



e future



Listen and repeat.

Step 1



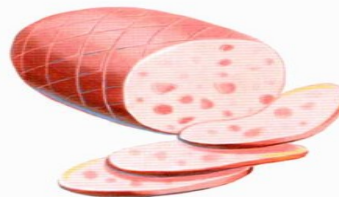
+



Step 2



a m → d a m



a m → h a m



a m → j a m



a m → r a m




Listen and repeat.

Step 1



Step 2





Read and color.

1

ham




2

cap



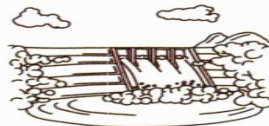
3

lap



4

ram



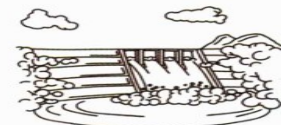
5

map



6

dam





Circle and write.

1



am

ap

j a m

2



am

ap

n \_ \_

3



am

ap

d \_ \_

4



am

ap

m \_ \_

5




am

ap

c \_ \_

6



am

ap

h \_ \_



Listen and circle.

1



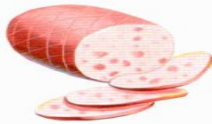
2



3



4



5



6





## Read and check.

1



The ram has jam.

The ram has ham.

2



The ram has a nap.

The ram has a map.

3



The ram is on the dam.

The ham is on the dam.

4



The jam is on the map.

The jam is on the lap.

5



A cap is on the dam.

A cap is on the lap.

# Story

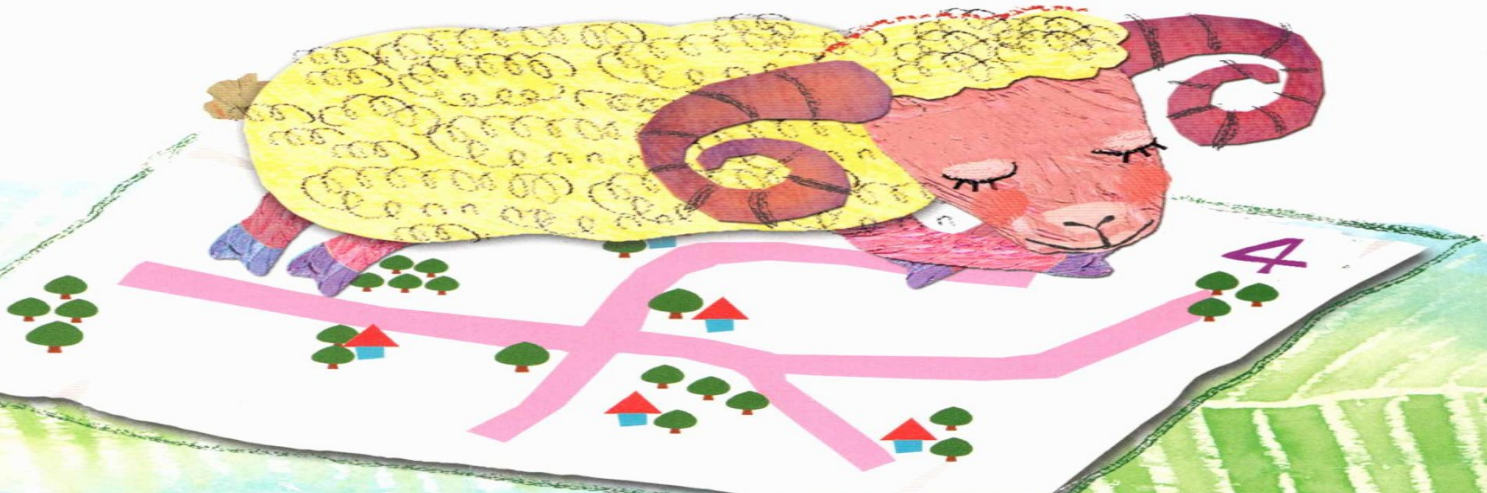


Read along!



The ram has a cap.  
The ram has jam.  
Oh! The ram has jam on his cap.

The ram has a map.  
The ram has a nap.  
Oh! The ram has a nap on his map.



Sight Words

a

has

his

oh









on

the



A

Trace and write.

1		a	→	am	→	dam dam
2		a	→		→	
3		a	→		→	
4		a	→		→	
5		a	→	ap	→	cap cap
6		a	→		→	
7		a	→		→	
8		a	→		→	



\* For more practice, use your Digital CD.